

Presents The 13th annual Newport, NH  
Mountain Bike Race:

# The Pinnacle XIII



## The Sponsors



- Betty Maiola • Bob O'Dell • Carroll Concrete • Claremont Cycle Depot • Lavalley Building Supply • Newport Golf Club • Premier Precision (RDS) • Shaws Supermarket • Sugar River Savings Bank • Summercrest •

## The Race

- **Sunday June 17, 2012**
- **Description:**
  - The Pinnacle is race #3 in the 2012 New England Championship Series (NECS #3). The course is approximately a 6 mile loop with lots of singletrack, challenging climbs, and thrilling downhills.
  - The race benefits the Newport Lions Club.
- **Start / Finish Location:**
  - Newport High School, Newport, NH.
- **Distance:**
  - Kids ~ 1 mile (multi-loop single track)
  - Novice ~ 10 miles
  - Sport ~ 16 miles
  - Expert ~ 18 miles
  - Elite ~ 24 miles
- **Schedule:**
  - 7:45 - Registration opens for all classes
  - 9:00 - Registration closes for Novice & Sport
  - 9:30 - Novice & Sport Race Start
  - 11:00 - Registration closes for Expert & Elite

## Race Links

- [2012 Race Results](#)
- [2012 Race Pictures by Julie](#)
- [2012 Race Pictures by Adrienne](#)
- [All Race Results](#)
- [Photo Tour of the Pinnacle](#)
- [Pinnacle Trail Map](#)
- [Other Racing Links](#)

- **11:00 - Kids Race Start**
- 11:30 - BBQ
- 11:45 - Novice, Sport, & Kids Race Awards
- 12:00 - Race Start for Expert & Elite
- Expert & Elite Awards ASAP
- **\*\*\* NOTE: Trails Closed to pre-riding after 9:00 am on race day! \*\*\***

- **Awards:**
  - Custom awards to top 3 in each class
  - \$Cash for Elites
- **Race Contact:**
  - Brian Currier - Race Director  
603-863-7678 phone  
[brian@team-pinnacle.org](mailto:brian@team-pinnacle.org)

## Registration




- **EFTA membership required**
- **Race Day:**
  - Open at 7:45 am - Closes 30 minutes prior to division race start
  - Elites \$35.00
  - All Others \$30.00
  - **Kids Race is FREE**
  - EFTA 1 day membership is an additional \$4.00
- **Pre Registration:**
  - Elites \$30
  - All Others \$25, accepted thru June 15th, 2012
  - EFTA 1 day membership is an additional \$4.00
  - Fill out [Entry Form](#) and mail it to
    - Team Pinnacle  
10 Second Street  
Newport, NH 03773
    - Make check payable to "Team Pinnacle "



○ or

## Directions

- **From North:**
  - Take Interstate 89 south to exit 13. Follow Rt 10 south into Newport. The High School & Recreation Complex will be on your left just before you get into the center of town.
- **From South & East:**
  - Take Interstate 89 north to Exit 9. Follow Rt103 west into Newport. Make right onto Rt 10 North. The High School & Recreation Complex will be on your right less than a mile from the center of town.
  - Alternately take Interstate 89 north to Exit 12. Make left onto Rt 11 and follow that west into Newport. Make right onto Rt 10 north. The High School & Recreation Complex will be on your right less than a mile from the center of town.



- **From South & West:**

- Take Interstate 91 in Vermont north to Exit 7. Take Rt 11 east through Charlestown & Claremont to Newport. Make left onto Rt 10 north. The High School & Recreation Complex will be on your right less than a mile from the center of town.



**We Serve**



Copyright © [www.Team-Pinnacle.org](http://www.Team-Pinnacle.org), All rights reserved.  
[About www.Team-Pinnacle.org](http://www.Team-Pinnacle.org)  
[Suggestions & Comments](#)